

Matching all our barred railings to ensure everything blends together perfectly on the site



Railings

## myMIX® et EXALT® guardrails

Industrial and logistics sites



Public areas



Housing complexes



Service sector sites



### CHOICES AND MODULAR DESIGN

- Guardrails matching all our models of EXALT® and myMIX® railings.
- 3 post models to suit all configurations.

### EASY TO INSTALL

- Wall bracket.
- Angle management made possible due to the connection system and drilled posts.

### STYLE AND FINISH

- Perfect matching with EXALT® and myMIX® barred railings and ALLIX® gates.
- Modern design compatible with all architectural styles.
- Slot installation with invisible connections.

### SECURITY

- Compliance with guardrail standards: NF P01-012 and NF P01-013.
- Screws are inaccessible after installation.
- Reinforced posts.

### FEATURES



3 rails 50 x 30 mm Bar spacing 110 mm maximum



Bar centre distance: 135 mm



Square post: 60 x 60 mm



Base-plated



Surface mount

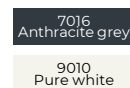


Embedded

- Connection accessories: Stainless steel "U" + self-tapping screw + round black polyester end cap (supplied with the post).
- Finish:
  - Railings and posts in sendzimir galvanised steel with polyester plastic coating.
  - Railings in sendzimir with 2 tack welds between the bar and the rail.



6005 Moss green



7016 Anthracite grey



7035 Light grey



9005 Jet black



9010 Pure white



7030 Stone grey



Optional:

- Matt and textured finishes
- "Protect+" coating



## Concept

4 models of EXALT® guardrails - 8 models of myMIX® guardrails

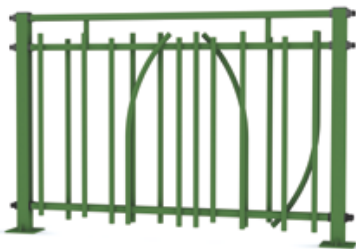
EXALT® Origin



EXALT® Urba



EXALT® Natura



EXALT® Delta



myMIX® Overstanding

myMIX® Non-overstanding

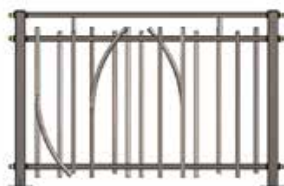
Round bars (dia.25, dia.30) or square bars (straight or at a 45° angle)



## Technical features

NOMINAL HEIGHT (mm)	SURFACE MOUNTED POST LENGTH	POST CENTRE DISTANCE (mm)	POST SECTION	BAR SECTIONS	RECTANGULAR RAIL (mm)	BASE PLATES (mm)	SURFACE-MOUNTED POST WEIGHT	RAIL WEIGHT
1040	1215 mm	1500	60 x 60 x 3 mm	25 x 25 mm straight	50 x 30 x 15	Stainless steel 150 x 150 x 6	between 2 and 2.6 kg	between 17 and 23 kg depending on the model
	BASE-PLATED POST LENGTH			25 x 25 mm, 45° angle			BASE-PLATED POST WEIGHT	
	1040 mm			dia.25, dia.30			between 1.9 and 2.1 kg	

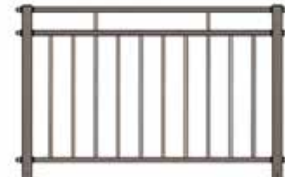
EXALT® Natura



myMIX® Overstanding



myMIX® Non-overstanding



Ground clearance

- For overstanding bars = 60 mm
- For non-overstanding bars = 110 mm

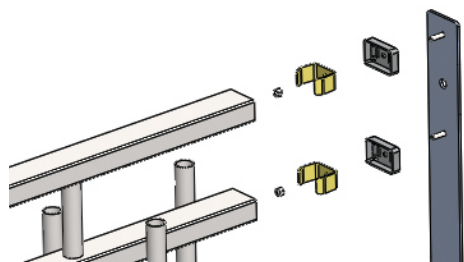


## Fitting configurations & installation

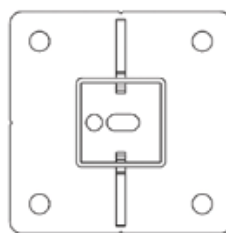
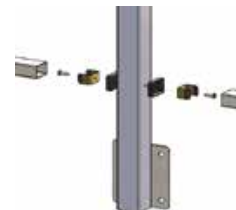
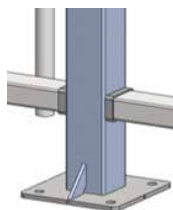
Interlocking assembly of guardrails and posts: Attachment system composed of a screw, a "U" and a sleeve.

Post installation:

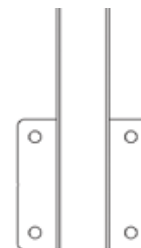
- Base-plated
- Surface mounted
- Embedded



Wall bracket



Base-plated  
Install with M12 fasteners  
Length 145 mm (not supplied)



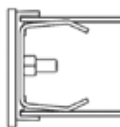
Surface mounted

Please see the instruction manual.

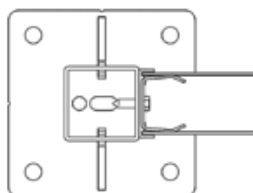
## Post configuration

### With a base-plated post

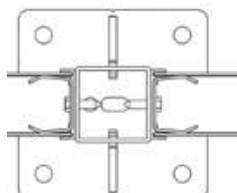
Wall bracket



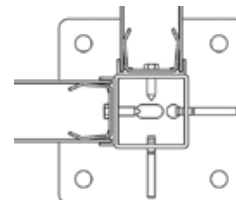
Starting or ending base plate  
(right or left)



Middle base plate



Angle base plate

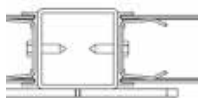


### With a surface-mounted post

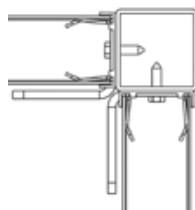
Surface-mounted starting or ending post (right or left)



Surface-mounted middle post



Surface-mounted angle post



Please contact us for other configurations.